


Motion Sensor - Insert Mount

Battery Powered

MS-CM-C4ZB-BAT-W

Axxess
industries
ASSA ABLOY




OVERVIEW

The Axxess Motion Sensor Insert Mount - Battery Powered, supports all motion-dependent functions, including lighting, security, occupancy detection, and energy management. Also available as surface mount.

The low-profile insert protrudes 1/8", resulting in an unobtrusive and clean-looking installation. Utilizing a simple mounting system, the Motion Sensor Insert Mount - Battery Powered installs in seconds and enables quick removal. The battery pack can also be detached where vertical space in the ceiling opening is limited.

Optional: The Motion Sensor Insert Mount - Battery Powered can be combined with our Wireless Contact Switch to reliably determine the occupancy status of a room. This is vital information for a variety of systems, including energy management, helping our environment while improving your bottom line.



TechSupport@axxind.com | HospitalitySales@axxind.com | www.axxind.com | 1.866.680.2457

Motion Sensor - Insert Mount

Battery Powered

MS-CM-C4ZB-BAT-W

Axxess
industries

ASSA ABLOY

USES

- Energy management
- Security systems
- Automatic lights
- Home & office automation
- Ambient light measurement

WIRELESS

ZigBee PRO compatible
(802.15.4)
Drivers downloadable
Control4 compatible

COMPLIANCE/APPROVALS

FCC Part 15 | CE

COLORS

White

POWER

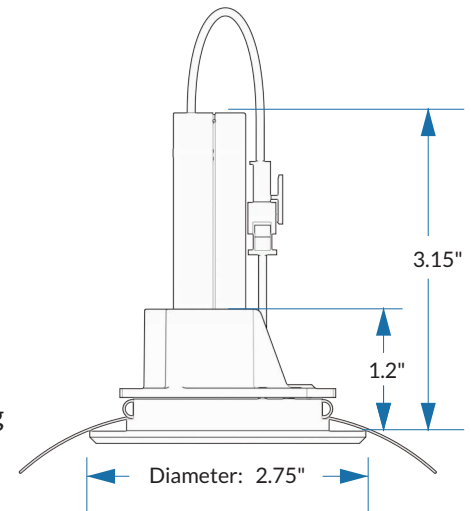
- 3 AA battery
- Over 3 YEARS battery life
- Low battery notification

MOTION SENSOR

- PIR motion sensor (quad element ambient effect reduction)
- Viewing angle: 360°
- Effective coverage: 27'+ diameter (depending on ceiling height)

DIMENSIONS

*requires 2 1/4" hole



SENSOR RANGE

