


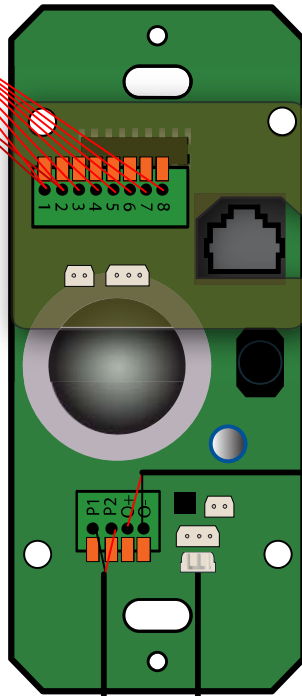
# Field Wiring Diagram

Optional Bedside Unit  
(Access Supplied)

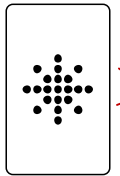


Cat 5/6 Cable\*

Ready-Maid Master  
With optional I/O Board  
(Access Supplied)



Single Pair Low-Voltage Cable\*



Optional Doorbell Extension  
(Access Supplied)



ADA Doorbell Flasher  
(Access Supplied)



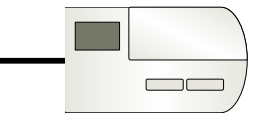
ADA Doorbell Flasher Actuator  
(Access Supplied)



Cat 5 Wire Harness  
(Access Supplied)



Corridor Sign with integrated  
Access Ready-Maid Electronic  
Indicators & Doorbell



Occupancy Indicator  
(Supplied by other vendor)  
Output Signal 5 Volt DC Standard, other  
voltages optional

24 AWG  
Low-Voltage  
Electrical  
Wiring\*

24 AWG  
Low-Voltage  
Electrical  
Wiring\*

120VAC  
Electrical  
Line\*

24 AWG  
Low-Voltage  
Electrical  
Wiring\*

15/ 24 V Power Supply  
(Access Supplied)

## Wiring Legend

- Cat 5 Wire Harness (Access Supplied)
- Mini-Bar Wiring & Switches (Access Supplied)
- \* Cat 5/6 Cable (Contractor/Field Supplied)
- \* Single Pair Low-Voltage Cable (Contractor/Field Supplied)
- \* 24 AWG Solid Wire (Contractor/Field Supplied)

\* All items marked with an asterisk are to be supplied in the field by the Contractor / Owner

NOTE: Physical Build Characteristics subject to change/ optimization

**Access**  
Industries Inc  
Ready-Maid PLUS - System 4.x  
Revised: April, 2008